


This report is based on a master set of data that has been compiled by an Inter-Agency and Expert Group on MDG Indicators led by the Department of Economic and Social Affairs of the United Nations Secretariat, in response to the wishes of the General Assembly for periodic assessment of progress towards the MDGs. The Group comprises representatives of the international organizations whose activities include the preparation of one or more of the series of statistical indicators that were identified as appropriate for monitoring progress towards the MDGs, as reflected in the list below. A number of national statisticians and outside expert advisers also contributed.



A

O e, e



2015




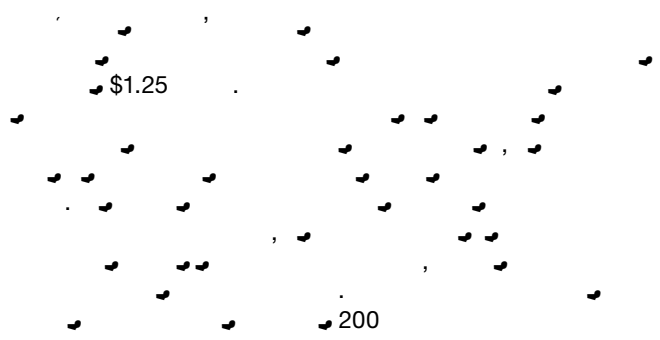
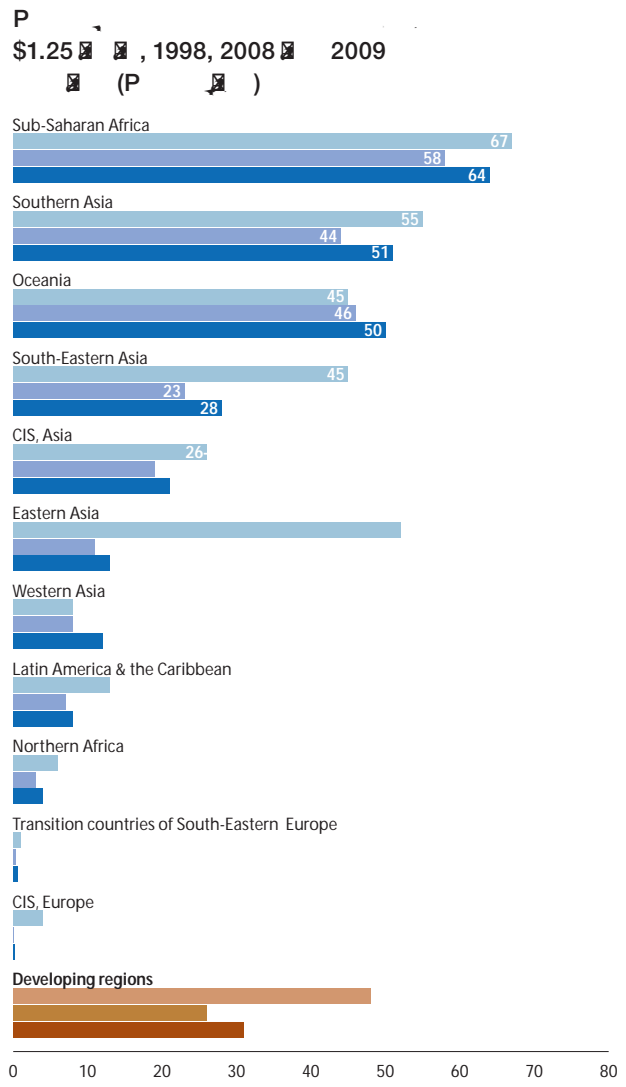
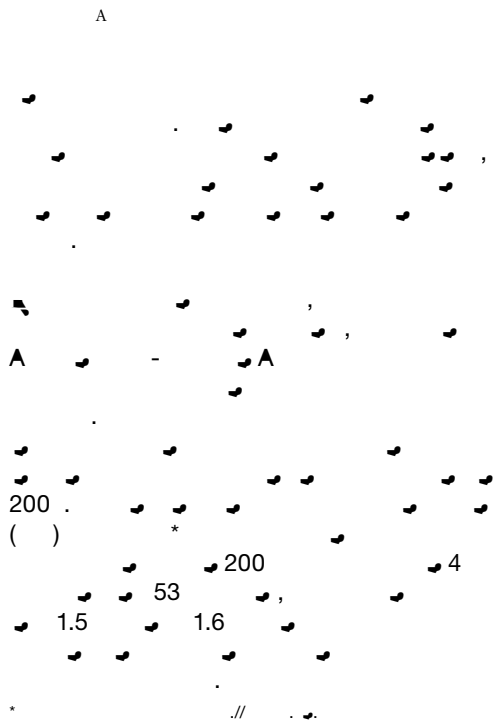
2015.

A A - - A 6 2 16(5(20)16 1)6-13

2015, () 20
1 0.

A




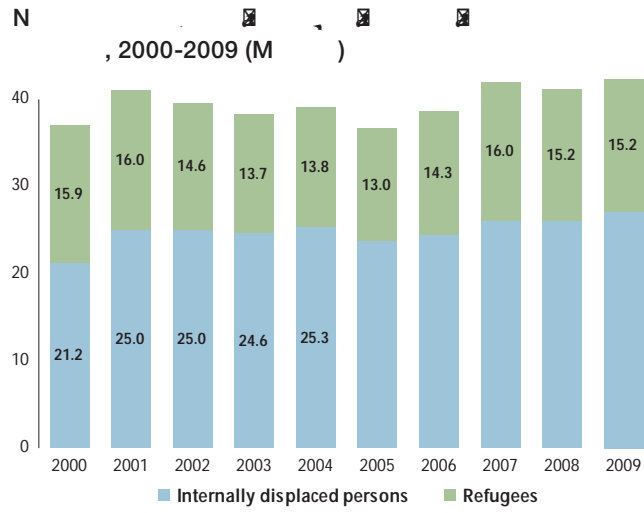


200 ((2), ((1) 3.6 200\$

A



42



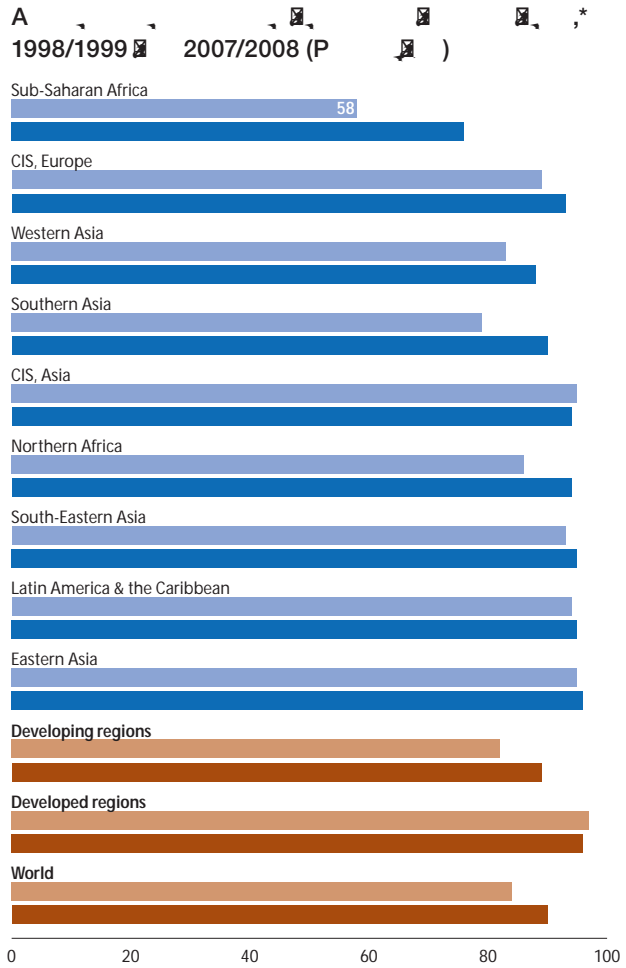
Goal 2

Achieve universal primary education

TARGET

By 2015, ensure that all children, especially girls, complete a full course of primary education


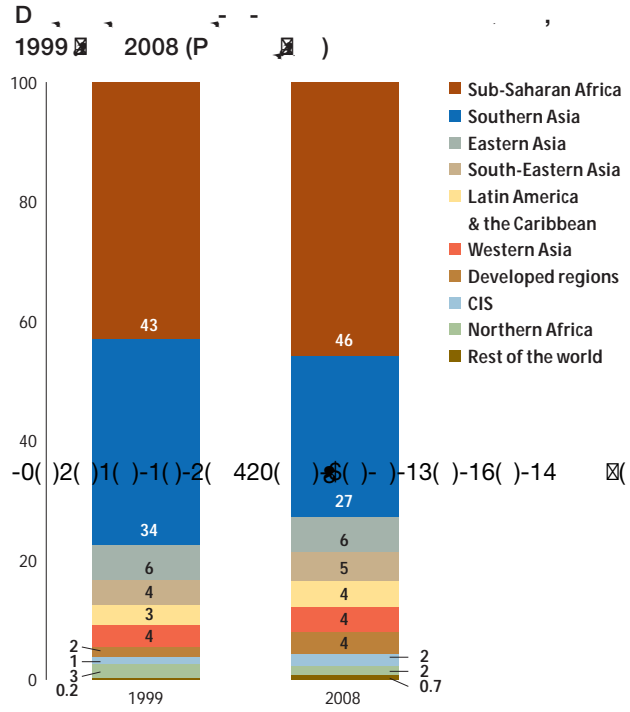

2015,



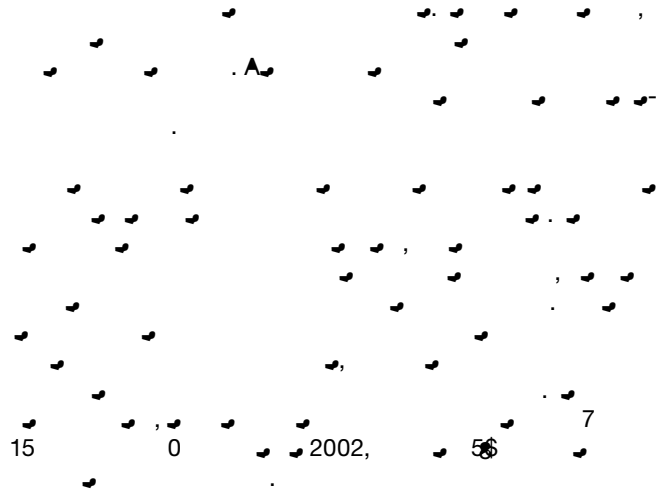
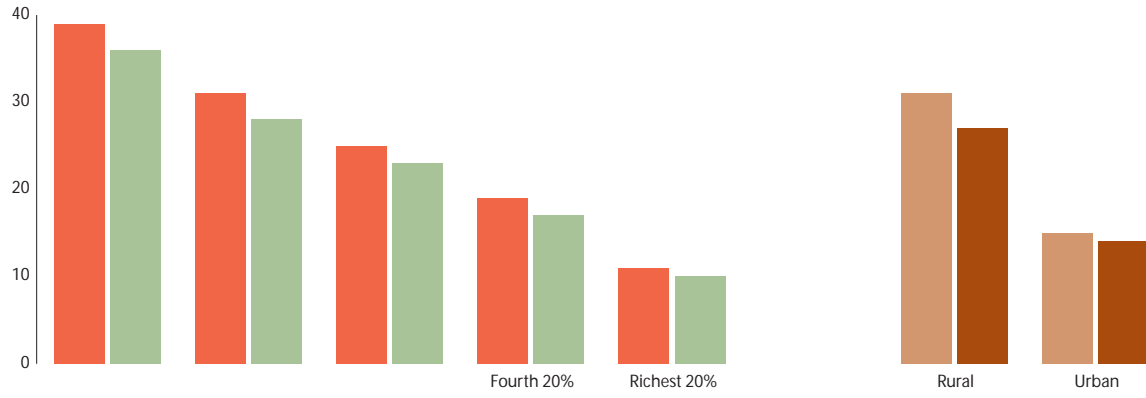
By 2015, ensure that all children, especially girls, complete a full course of primary education


A

A



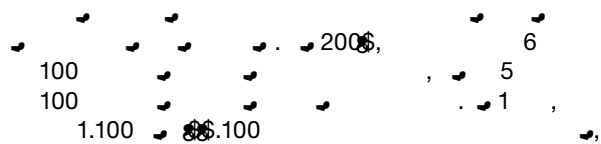

A





Goal 3


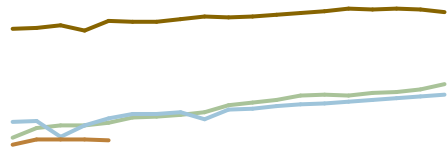
Promote gender equality and empower women



A



C,





A



,







A


A

5.

()




A





1

24 - A








A

A

,

- A ,



- A , 15 24




A

,

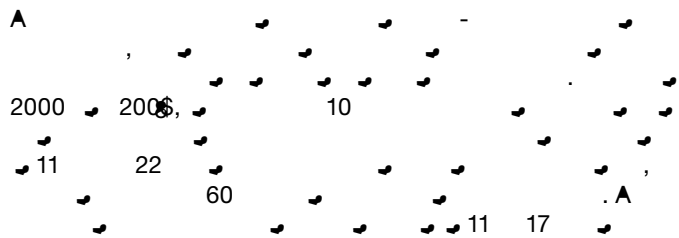
5 -0.0017 5 -01()-5()-16()- 6(5 -0.0017)-7 86()-7()-11()-15()1()-3()1()-

2-6





-

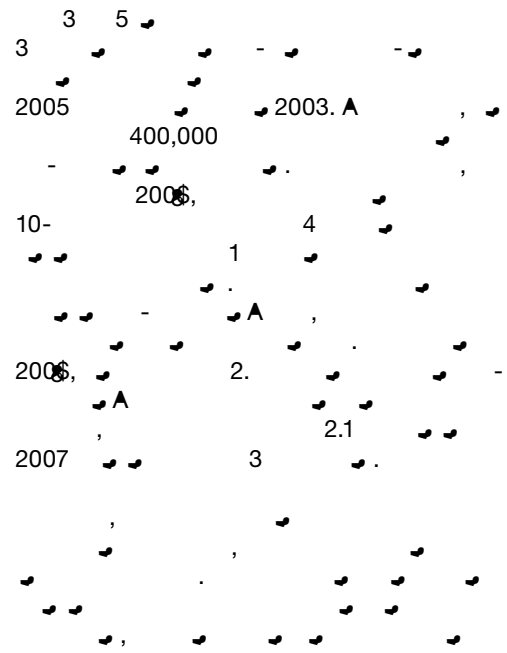


A



A





(1(66)-10()-6()52)-7()-(), (1(66)-15()-6()52)-12()-12 -7()
 , 270)70()11) 6 1(()663,000() 3(-)7)
 200\$. 1(767,020) (()5())-37(1(66)-()-10()-7()52)-7()54()52-10()411()
 2()-14()-6()12)-()2)-10()-11(-)7()-14(-)13(-)7() 7() 7 ()
 1()-12()
 7() 7 1()-12 1()66)-15 ()2 1()7() () 1()-7()-34()
 2(-)7 1() ()-12(-)10()-14()411 ()-4()63() () 2)1

A A ,

2004 30 150 200 .
 200 A
 2007-200
 350 A

A ,
 2000. A

A



,

\$1.5 200
A
2004
\$0.1 2003

A

13



13

100,000

2006

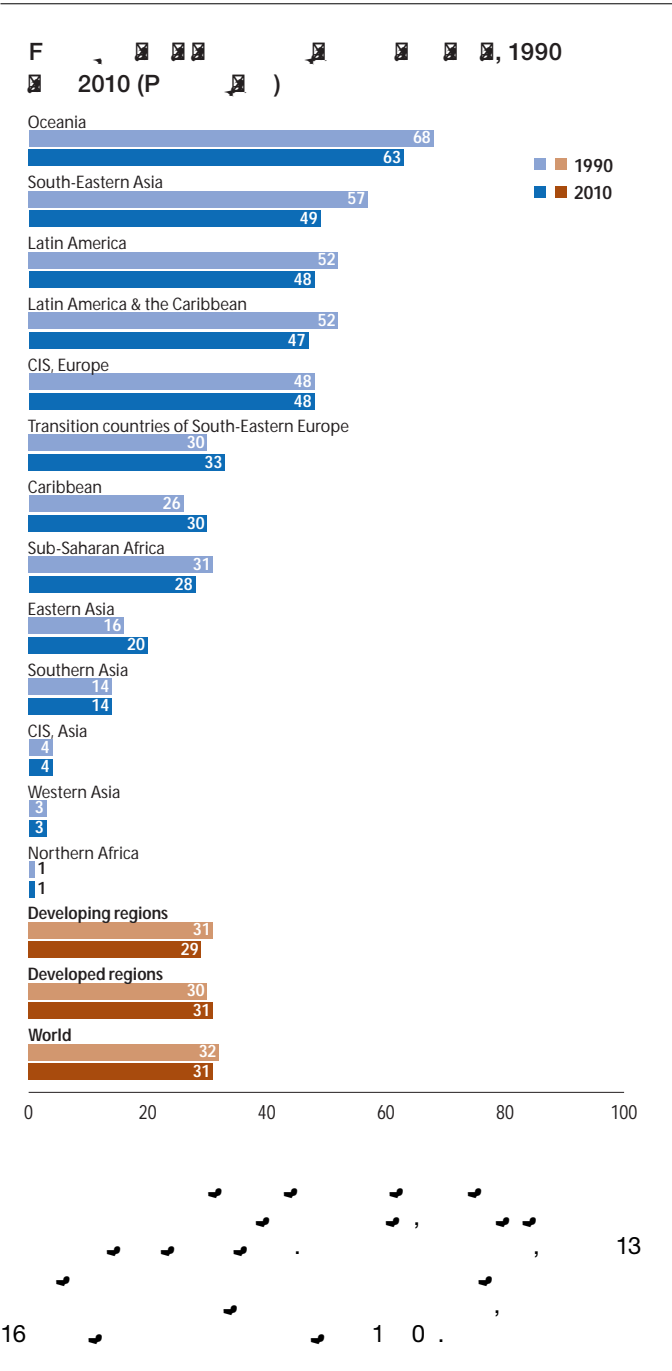
13

Goal 7

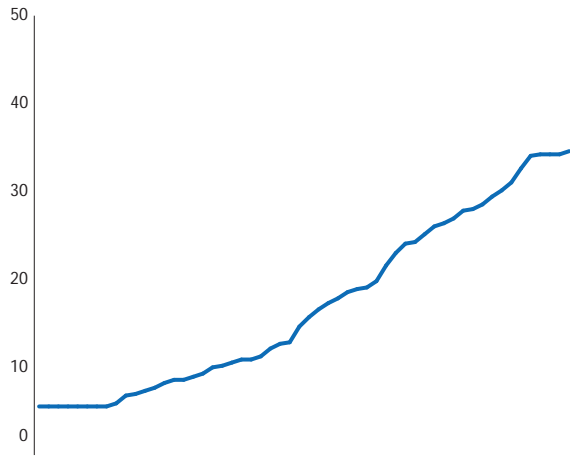
Ensure environmental sustainability




TARGET



A




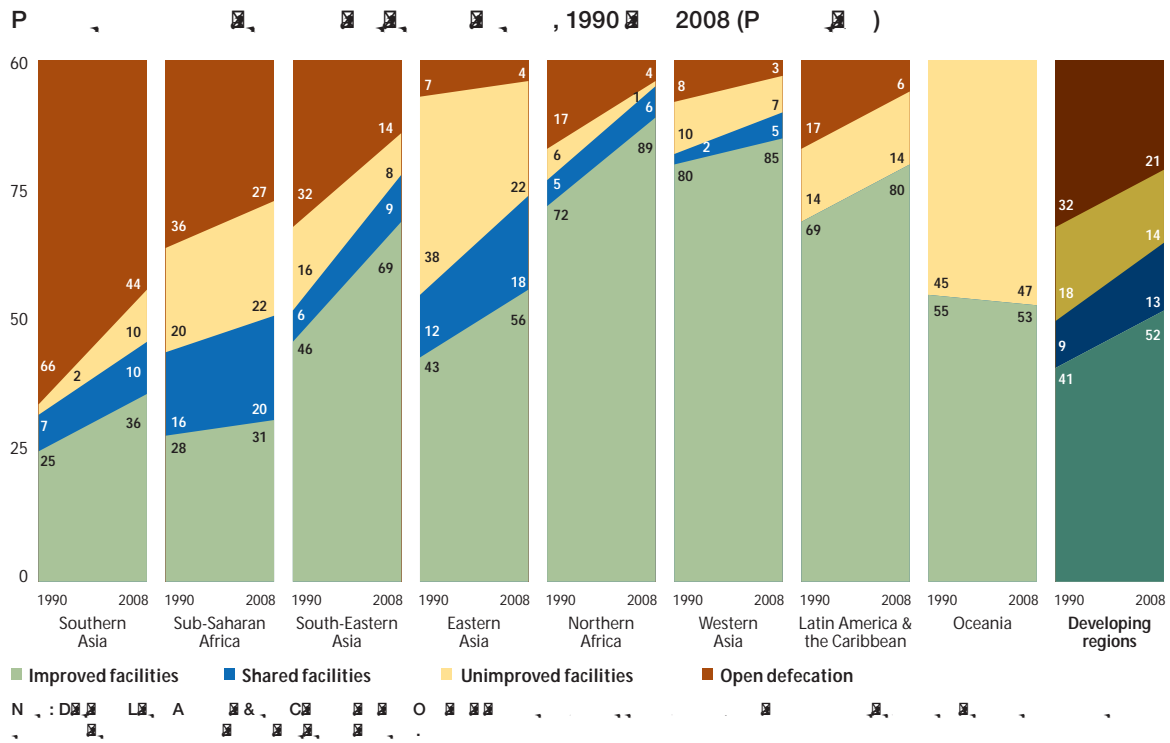
A



A



2015



A

2006, 2.6

2.7 2015.

2006, 46

A, 6 A 64

A

-11()-14(3)-7()-17()-2-5()- 0.00) 0.00 * ()-7 5(2 -16()-5()-10()

1 0-2006,

43 5

56 57 A,




1

13 26


A, - A,

A

A 2005-2006 20



A





A , A - |

200 ,
(A) \$11 .6 , 0.31
(0.7)
200\$, A
2 \$122.3 200\$.

200\$ 200 6\$
\$.5
(20.6) , (4.6) ,
).

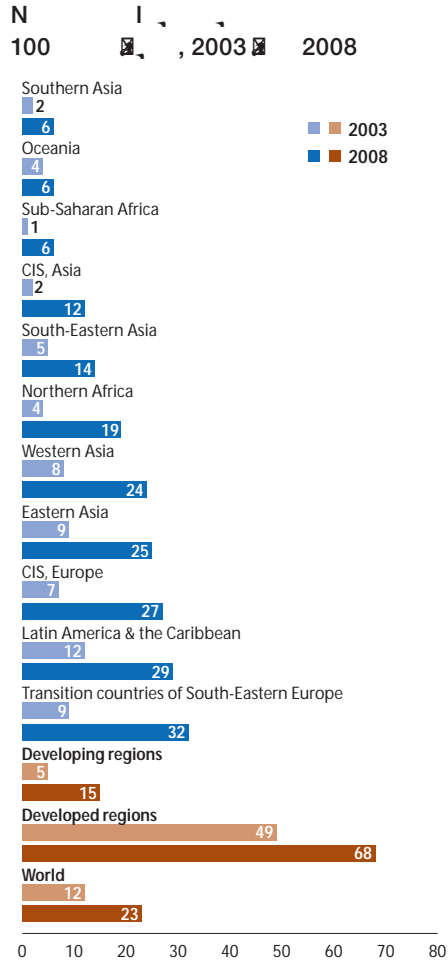
A (\$)
2005,
().
, 1435 , \$ \$ 0 \$ 2-16()2(26,)1() 0.0006 16

() ,35

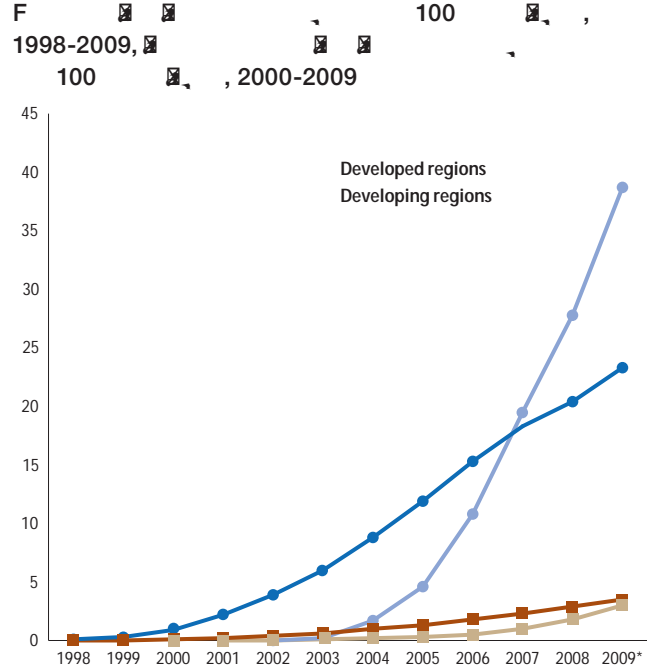
TARGET

,


A



A



2006, 23
(1.6)
1.6



A

A . . e . . e , eade,


Re a

1 () A

A

. // .
 . /
 . 2015.

- . /116454
 - 2. / A
 - 6. /
 - 11.
 - 12. / 200 -2315/
 - 15. / 200 -1732/
 - 16.
 - 1 . / 200 -2314/
 - 20. / 1 6-113/
 - 21.
 - 22.
 - 23.
 - 26. / 2006-003/
 - 2 . / 1 6-1061/
 - 30. / 2006-1312/ A
 - 33. / 2005-1047/
 - 35. / 200 -2317/
 - 37. / 200 -06 7/
 - 3 . / 2006-1437/
- ()6()60



We have been
elected
council
the Member
the Secretary-General

Let us

UN Secretary-General